

custom window + door systems



UNISON 
WINDOWS & DOORS



natural wood window + door solutions

Unison produces window and door solutions that combine skilled Artisan expertise with a variety of exotic wood species. This establishes a harmonic relationship between architectural designs and hand craftsmanship, based on the elements of heritage-acquired joinery.

Precise European machinery paired with thirty years experience guarantees exact millwork solutions that fit seamlessly into your new or existing structures.

Selecting only material from forest certified* suppliers ensures that each Unison product originates from sustainably managed forests.

Unison furthers this commitment to sustainability by exceeding the BC Energy Efficiency Act requirements - offering windows and doors that provide beauty and performance.

"After working with Unison, we became confident in their ability to provide the highest quality, expanding our order to include a fully custom interior door package."

-Katsuhiro Munakata
Registered Architect, Japan
Manager Daisho Corporation Ltd.

*Forest Stewardship Council (FSC), Sustainable Forestry Initiative (SFI),
Program for the Endorsement of Forest Certification (PEFC)

A Lifetime of Beauty and Performance

custom rake windows

These custom rake windows extend cleanly to the ceiling, letting light pour into the structure.

Precision European machinery paired with over thirty year experience ensures that angles are matched exactly, fitting large or small openings with ease.

"The installation and after-sales service that Unison provided went above-and-beyond to ensure that the project was professionally completed to the last detail."

-Grant Cho
Homeowner and G.C.

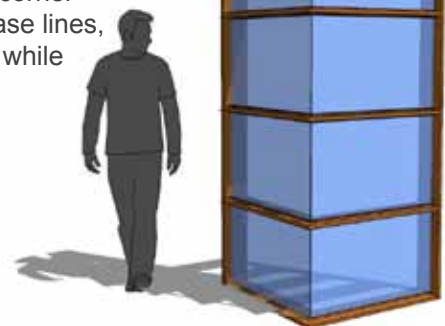


seamless corner windows

A bead of structural silicone joins energy efficient, double-glazed, mitered glass panes cleanly at the corners. With no corner mullion, seamless views are achieved, highlighting spectacular vistas at every corner.

Technical Challenge: Provide a full series of custom corner windows to meet specific architectural designs, including:

- Various corner rake sizes and angles
- Extended jambs made to match color and grain of entire window system
- Angled upper jambs to match the roofline pitch and interior ceiling resulting in unique compound mitred corner
- Varying window base lines, joining at corners, while maintaining CSA and BC Thermal requirements



A Lifetime of Beauty and Performance

window-wall systems

Unison's natural wood window-walls flawlessly highlight your architecture, with applications in residential, commercial and public structures.

Mullions are fixed to the frame with a wood-to-wood dovetail joint in order to effectively transfer loads and ensure stable, tight connections.

"Over the years Weinstein AU has chosen to work with Unison on a number of prominent projects, from the exclusive self-owned Shevlin Reserve condominium complex in Oregon to the Seattle Public Library Montlake Branch."

Matt Aalfs AIA, LEED™ AP
Associate of Weinstein AU

divided lites

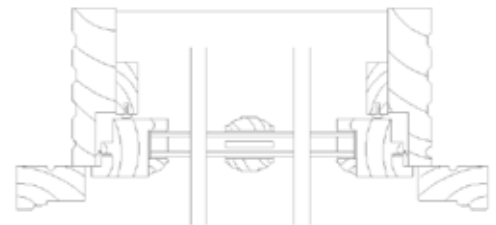
unisonwindows.com



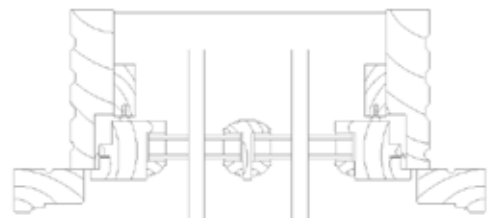
Lite divisions can be achieved as either traditional true divided lites or simulated divided lites.

Experience with numerous projects in heritage protected areas gives Unison the ability to work within site constraints to achieve each client's specific design vision.

simulated divided lites (SDL)



true divided lites (TDL)



A Lifetime of Beauty and Performance

seamless.

Window + doors are main framed, constructed from a single slab wrapping continuously around the window providing consistent grain and color.

"The vertical grain fir used in the windows is absolutely beautiful, combined with the premium quality construction and inside screens made the entire building project come together in a timeless design."

Rick + Ann Tydings
Homeowners

Unison produces wood screens for opening vents, matching the species and finish to that of the surrounding window system. This attention to detail ensures a product worthy of furniture-quality to cleanly frame your view.

matching wood screens



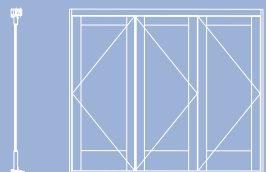
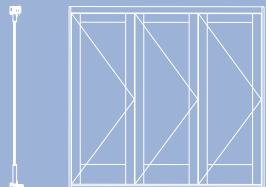
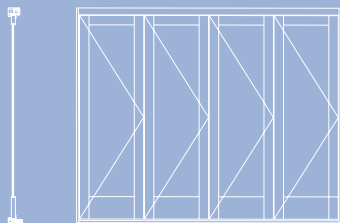
bi-folding door systems

Engineered wood
bi-folding doors 10' high
– 200 sq.ft openings.

Eclipse hardware was
seamlessly combined with
Unison's wood and
glass components.

Solid Douglas-Fir Engineered
Door Core wrapped with solid
Black Walnut wood 5/8" skins.

Recessed upper flush-bolts to
provide an unobstructed finish
of the clear Black Walnut.



see the possibilities



*"Their conscientious attention to architectural
detail and excellent after-sales service
has made Unison a pleasure to work
with. Jim and the Unison team
consistently stand behind their word"*

Allan Peters
Architect

A Lifetime of Beauty and Performance

pivoting door systems

Precision pivot hardware is combined with Unison's solid wood and glass components allowing massive wall sections to swing open, uniting interior spaces with the outdoors.

If any of our products have sparked your curiosity, please know that we are ready and available to answer your questions and to help you in any way we can.



the unseen benefits.

factory finishing



No surface is left uncoated; all components are sealed while freshly milled in factory at a moisture content of 6-12%.

Finishing every surface, before installing glass, weather-strip, or hardware prevents moisture ingress. This assures you long-term protection, extending the life of each coating. We are setup to accommodate either water or oil-based finishing systems tailored to your specific application.

front entry systems

unisonwindows.com



Experience with a wide range of materials and custom production techniques give Unison the ability to translate your design vision into a one of a kind showpiece.

Multipoint locking hardware is integrated with our solid milled components, and is compatible with a wide variety of handle sets.

Technical Challenge: Provide an architecturally unique front entry including:

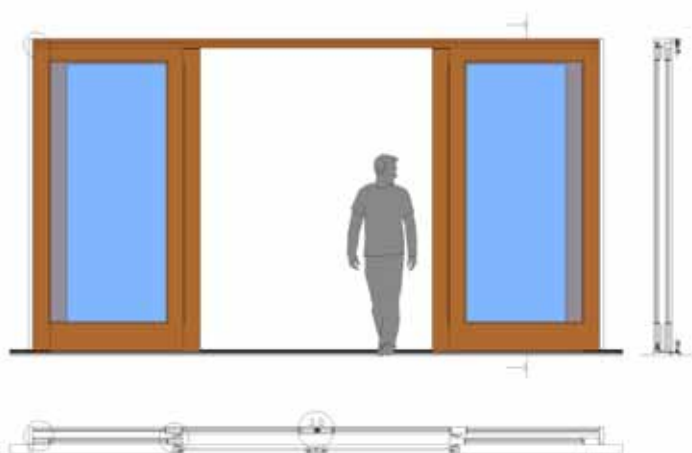
- Compound curves
- A custom door and sidelite design to fit with a complete set of custom true divided lite windows

A Lifetime of Beauty and Performance

lift + slide door systems



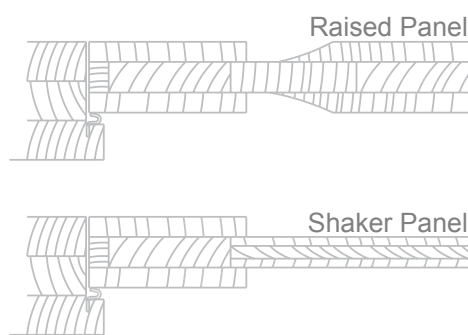
Custom door designs are integrated with robust hardware to provide sliding units that can open entire wall section to the outdoors, expanding your living space.



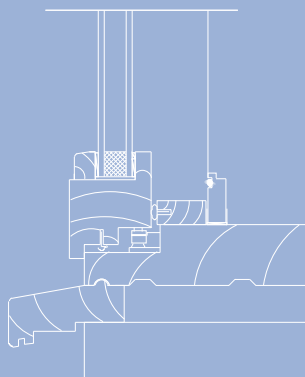
Technical Challenge: Provide 25 custom wall-opening systems to meet site and design specifications including:

- L+S door unit representing an entire wall with unobstructed views
- Individual panes up to 65 sq.ft
- Doors locking cleanly into structural posts

unisonwindows.com




These are some door designs that we offer - all configurations are customized to match your vision



Coating and Air-space Options:

Low E coatings/Argon gas-filled. All sealed units available as either double or triple glazed.

Insulated glass units consist of a dual sealed process available in silicone or polyurethane. Installation of units includes CSA approved closed-cell foam tape on both sides of the units, providing sealed expansion and contraction to maximize life span. Additional sealing processes are provided for high wind and rain conditions.



Unison Windows & Doors Inc.

1353 McKeen Avenue
North Vancouver, BC, Canada
T: 604.980.6000
TF: 1.800.787.5747
F: 604.980.6393
E: info@unisonwindows.com